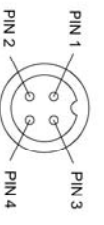
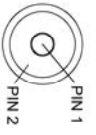


Revision Notes:

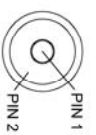
1. CABLE TOLERANCES ADDED & MANUFACTURING CONTROL NOTES ADDED.		
Checked By: B.C	Approved By: D.K	Date Released: 11/11/11



PIN #	WIRE COLOUR	DESCRIPTION
1	YELLOW	VIDEO
2	WHITE	AUDIO
3	RED	-12VDC
4	BLACK	GND



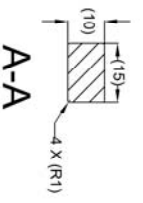
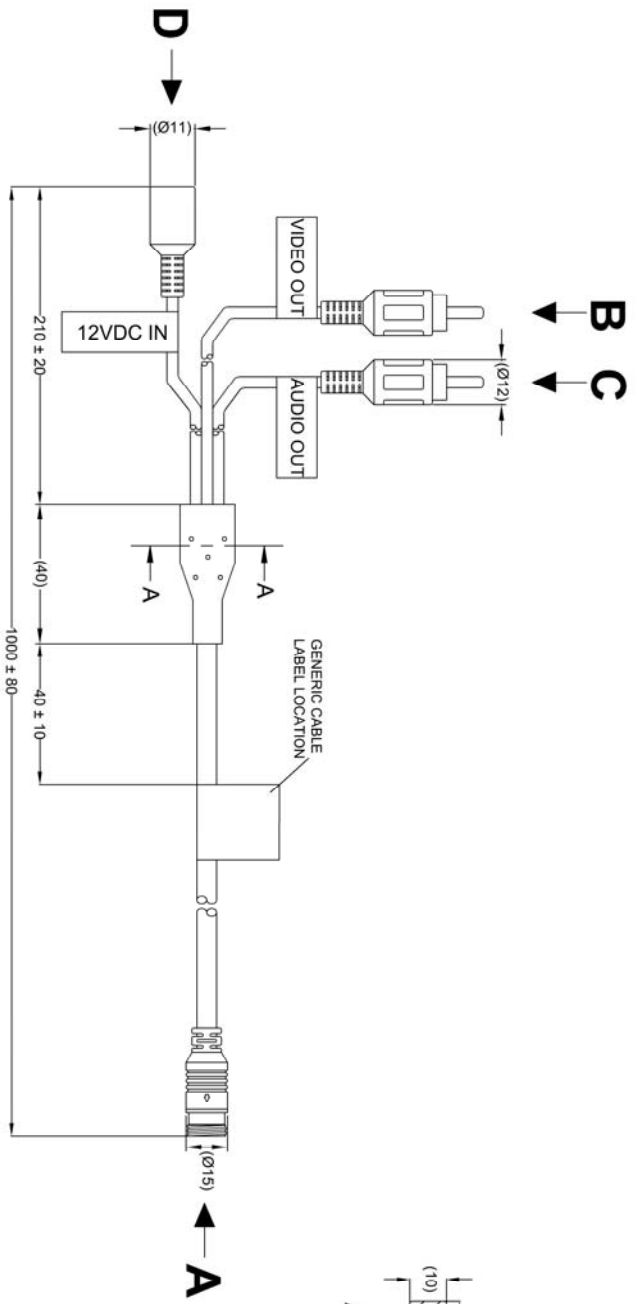
PIN #	WIRE COLOUR	DESCRIPTION
1	YELLOW	VIDEO INPUT
2	BLACK	GND



PIN #	WIRE COLOUR	DESCRIPTION
1	WHITE	AUDIO INPUT
2	BLACK	GND



PIN #	WIRE COLOUR	DESCRIPTION
1	RED	12VDC OUT
2	BLACK	GND



- NOTES:**
1. DIMENSIONS IN MM.
 2. ENSURE ARROWS LINE UP WITH LOCATING LUG ON CONNECTOR.
 3. INTERNAL CABLES SHOULD BE ONE CONTINUOUS LENGTH.
 4. CABLE COLOURS ARE SUBJECT TO CHANGE.
 5. FOR CABLE LABEL REFER TO GENERIC CABLE LABEL TEMPLATE.
 6. FOR MANUFACTURING CONTROLS PLEASE REFER TO ASSEMBLY PLANT DRAWING #SV7 REVISION 1.4.

PROPRIETARY NOTICE
 THIS DESIGN AND TECHNICAL INFORMATION APPEARING ON THIS DRAWING IS THE PROPERTY OF BRIGADE ELECTRONICS, AND IS DISCLOSED IN CONFIDENCE. IT IS NOT TO BE COPIED, REPRODUCED, REPAIRED, REVEALED TO OR EXPLOITED BY OTHERS, EITHER IN WHOLE OR IN PART WITHOUT THE EXPRESS WRITTEN CONSENT OF BRIGADE ELECTRONICS.



Assembly Pl Approval 	Approved by	Checked by	Drawn by
	S.MATTHEWS	DKERAL	MBUTLER
Units	Scale	Released	Assembly Ref
mm	N/A	23/03/10	7
Status	A.C-028		
RELEASED			
Stock Code	BE-001025-01-10		
#3335			